

## IMPAC IS 50-LO/GL

Digital pyrometer with fiber optics designed for non-contact temperature measurement in glass applications in ranges between 600 and 1800°C (1112 to 3272°F).



The Impac® IS 50-LO/GL is a non-contact infrared thermometer with a fiber optic cable designed for the glass industry. It is primarily used for temperature measurement of glass in tank, working end, forehearth, and feeder applications. Additional applications include the temperature measurement of brickworks in the regenerator and tank. The IS 50-LO/GL uses the two-wire technique that combines the high accuracy of the digital signal processing with the simple connection and operating with two wires.

### PRODUCT HIGHLIGHTS

- Adjustable temperature ranges between 600 and 1800°C (1112 to 3272°F)
- Highest accuracy
- Ambience up to 250°C without cooling with robust fiber optic cable (up to 30 m)
- Robust design
- Simple parametrizing
- Integrated air purge
- Quick release for optical head
- Two wire technique

### TYPICAL APPLICATIONS

- Glass temperature measurement (e.g. forehearth, feeder, and tank)
- Temperature measurement of brickworks (e.g. tank side walls, tank roof, and in regenerator)

### AT A GLANCE

#### Temperature Range

600 to 1800°C (1112 to 3272°F)

#### Spectral Range

0.8 to 1.1  $\mu\text{m}$

#### Measurement Uncertainty

< 1500°C: 0.3% of reading + 1°C  
> 1500°C: 0.5% of reading

#### Repeatability

0.1% oR + 1°C

#### Optics

1 fixed optics

#### Field of View

min 110:1 (min 9 mm)

**TECHNICAL DATA**

Measurement Specifications	
Temperature Range	600 to 1800°C (1112 to 3272°F)
Sub Range	Any range adjustable within the measuring range, minimum range 51°C
IR Detector	Silicon photo diode
Spectral Range	0.8 to 1.1 μm
Data Handling	Digital
Resolution	1°C
Emissivity ε	0.05 to 1.00; adjustable
Response Time t <sub>90</sub>	250 ms, adjustable up to 10 s; ex works adjusted to 1 s
Measurement Uncertainty	< 1500°C: ±0.3% of measuring value in °C + 1°C
	> 1500°C: ±0.5% of measuring value in °C
Repeatability	0.1% of measured value in °C + 1°C
Test Port	4 to 20 mA, temperature linear

Electrical Specifications	
Power Supply	24 VDC ±25%, ripple max 50 mV
Power Consumption	0.6 W
Max Load	700 Ohm at 24 V power supply

Environmental Specifications	
Protection Class	IP65 with mounted cable
Ambient Temperature	0 to 70°C (32 to 158°F) at housing
Storage Temperature	-20 to 70°C (-7 to 158°F)
Relative Humidity	Non-condensing conditions
Weight	600 g (~21.2 oz)
Converter Housing (L x W x H)	Alu die-casting, 125 x 80 x 57 mm (4.92 x 3.15 x 2.24 in) (without plug)
Optical Head	Stainless steel, 112 x 22 mm (4.41 x 0.87 in)
Fiber Optic	Multi fiber with flexible stainless steel protection
CE Label	According to EU directives about electromagnetic immunity

Interface and Communication Specifications	
Interface	Service interface RS232
Parameter Settings	Emissivity, test signal 12 mA
	Additional parameters via interface: Measuring range, response time
Analog Output	4 to 20 mA direct current, linear temperature resolution (two wire technique)

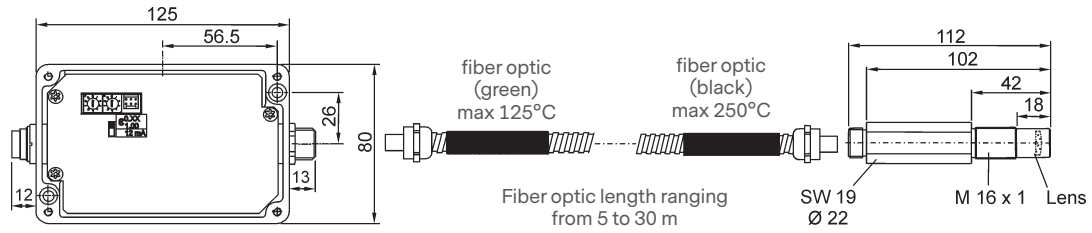
**Scope of Delivery**

Pyrometer with optical head and optical fiber, Works Certificate, and Manual

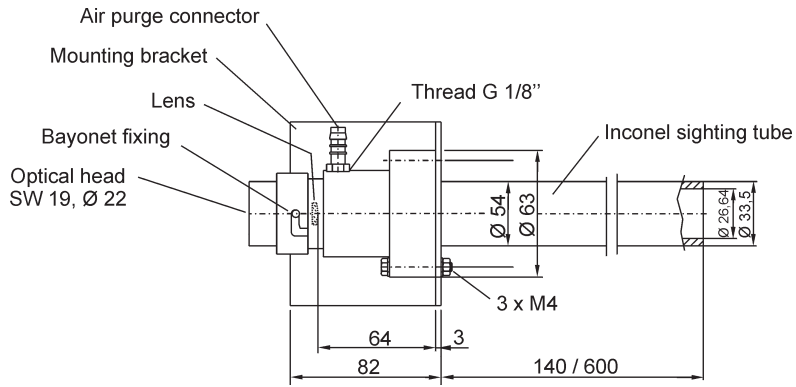
**Ordering Note**

A connection cable is not included in scope of delivery and must be ordered separately

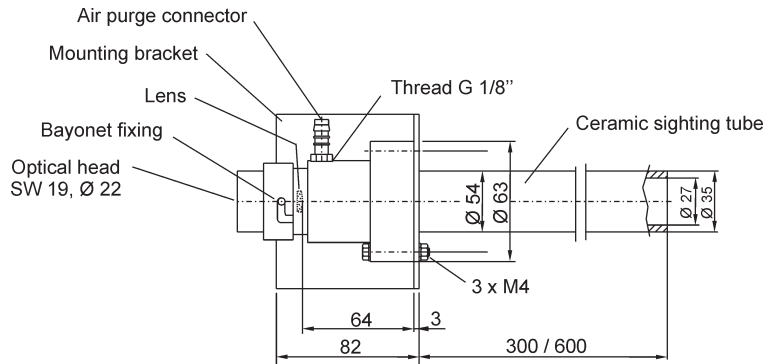
**PRODUCT SCHEMATIC**



**Air Purge with Inconel Tubes**

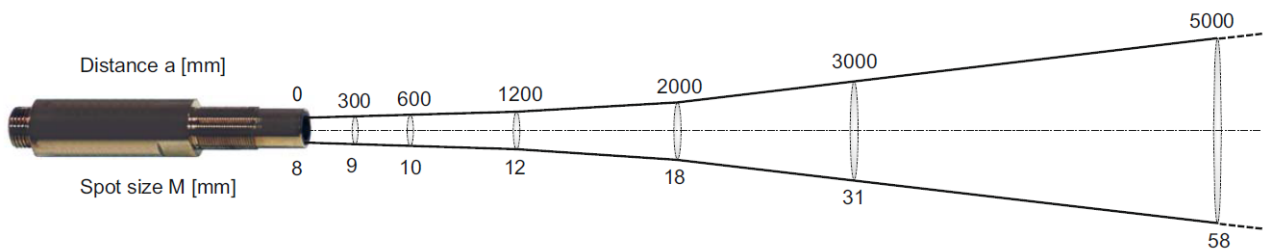


**Air Purge with Ceramic Tubes**



Dimensions in mm

**MEASURING DISTANCE AND SPOT SIZE**



## REFERENCE NUMBERS

### IS 50-LO/GL, 600 to 1800°C, with fiber optic [x] m and optical head

Fiber Optic Length	1 m	5 m	6 m	10 m	15 m	30 m
PN	3 857 140	3 857 900	3 857 240	3 857 340	3 857 540	3 857 590

## ACCESSORIES

PN	Description
3 820 650	Connection cable, length 5 m
3 820 660	Connection cable, length 10 m
3 820 670	Connection cable, length 15 m
3 820 680	Connection cable, length 30 m
3 835 300	Air purge unit with inconel tube, 140 mm, open, incl. mounting angle
3 835 380	Air purge unit with inconel tube, 600 mm, open, incl. mounting angle
3 835 310	Air purge unit with ceramic tube, 300 mm, open, incl. mounting angle
3 835 370	Air purge unit with ceramic tube, 600 mm, open, incl. mounting angle
3 835 390	Ceramic tube, 600 mm, closed, incl. mounting angle
3 835 400	Air purge unit incl. mounting angle
3 836 900	Spare ceramic tube, 300 mm, open
3 836 700	Spare ceramic tube, 600 mm, open
3 836 710	Spare ceramic tube, 600 mm, closed
3 820 370	RS232 adapter cable for PC incl. PC software
3 890 600	Din-rail power supply
3 890 640	DA 4000-N, Digital display, with integrated 2-wire power supply
3 890 650	DA 4000: LED-display, 2-wire power supply, 2 limit switches (relay contacts), 230 VAC
3 890 520	DA 6000: LED digital display, digital and analog input, 2 limit switches, maximum value storage, analog output, RS232
3 890 530	DA 6000: like the DA 6000-N, but with analog input and 2 limit switches for the RS485 interface
3 863 010	Converter IW 5-C (4 to 20 mA in 0 to 20 mA)
3 907 130	Replacement optical fiber for IS 50/LO/GL, 1 m
3 836 160	Replacement optical fiber for IS 50/LO/GL, 5 m
3 838 460	Replacement optical fiber for IS 50/LO/GL, 6 m
3 882 058	Replacement optical fiber for IS 50/LO/GL, 10 m
3 882 059	Replacement optical fiber for IS 50/LO/GL, 15 m
3 882 086	Replacement optical fiber for IS 50/LO/GL, 30 m



For international contact information, visit [advancedenergy.com](http://advancedenergy.com).

[sales.support@aei.com](mailto:sales.support@aei.com)  
+1 970 221 0108

PRECISION | POWER | PERFORMANCE

Specifications are subject to change without notice. Not responsible for errors or omissions. ©2021 Advanced Energy Industries, Inc. All rights reserved. Advanced Energy®, Impac®, and AE® are U.S. trademarks of Advanced Energy Industries, Inc.

